


# Paul and Silas

## in Prison

5+ lesson pack



**TRUEWAY KIDS**.COM

# Introduction

Paul was arrested many times. One time, he was thrown into prison with his friend Silas for helping a young woman. Instead of complaining, they sang hymns and prayed. Read the story in Acts 16.

Key Points:

- People might not like it when we do the right thing.
- God can use bad things for good.
- God is always with His children.

## Lesson Guide

Just like Paul and Silas, we should not worry if people don't like us for doing the right thing.

Play a game where you allow the child to identify whether someone is being disliked for doing the right thing or the wrong thing. For example, a little boy slaps someone and they don't like him. Is he being disliked for doing the right thing? No. A little boy tells his friend he won't steal a cookie for him. The friend dislikes him for not stealing. Is the little boy disliked for doing the right thing or the wrong thing? Continue giving examples and discussing the difference between being hated for doing the right thing or the wrong thing.

Talk about things your child might complain about. Explain that Paul and Silas had a lot of reasons to whine. They were being punished for helping a girl. They were in pain. They were locked in a jail. Instead of complaining, Paul and Silas prayed and sang hymns to God.

Challenge your child to try praying or singing the next time they are tempted to complain or whine.

God can use bad things for good. Get out some pieces of coloured paper. Talk about how perfect they are. How smooth and unwrinkled. Begin to tear up the papers. They are no longer smooth and perfect. We might see tearing up the papers as bad, but with the smaller pieces, we can create a beautiful mosaic. Glue the small pieces onto paper to create a mosaic.

Sometimes, we see things that happen to us as destroying something that we think is perfect, but God is really preparing the pieces to make a beautiful mosaic.

God is always with His children. He promised He would never leave them or forsake them. Place the child in a room where their shadow is visible and point the shadow out to them. Have them walk back and forth in the room. Their shadow stays with them all the time. Depending on where the light is, the shadow will change and sometimes even disappear. We might not always be able to see our shadow, but it is always right there ready to appear again when the light is right. Take a walk around the house or neighbourhood and find shadows. God is always with us, just like our shadows. Sometimes, during dark and scary times, we might not see Him, but He is still there with us. We don't have to be afraid.

# Paul and Silas in Prison

As Paul and Silas ministered in Philippi, a slave girl possessed with an evil spirit began to follow them. She told fortunes and earned her masters a lot of money by doing so. Every day, she followed and shouted, "These men are servants of the Most High God, who proclaim to you the way of salvation."

For many days, she did this. Until one day, Paul turned and said to the evil spirit, "I command you in the name of Jesus Christ to come out of her."

And the evil spirit left her.

The owners of the girl were angry since she could no longer tell fortunes and earn them money. They grabbed Paul and Silas and dragged them before the magistrates of the city. "These men are disturbing our city."

The magistrates ordered Paul and Silas to be beaten and thrown into prison.



The jailer took Paul and Silas and put them into the innermost part of the prison and bound their feet in stocks.

Paul and Silas prayed and sang hymns in the prison, and the other prisoners were listening to them.





Then suddenly there was a great earthquake!

All the doors of the prison were opened, and all bonds were released. The jailer woke up and saw what had happened. He decided to harm himself as he believed all the prisoners had escaped.


Paul shouted, “Stop. Do not harm yourself. We are all here.”

The jailer called for lights and went into Paul and Silas and fell down before them. After bringing them out he said, “What must I do to be saved?”

“Believe in the Lord Jesus Christ, and you will be saved, you and your household.” They preached the word to him and everyone who was in his house.



The jailer washed their wounds, and then Paul and Silas baptised the man and all his family. He gave them food and they all rejoiced together that God had saved them.

Later, the magistrates sent a message to the jailer to release Paul and Silas, but Paul and Silas said, “They beat us and threw us in prison without a trial when we are Roman citizens. Let them come to release us themselves.”





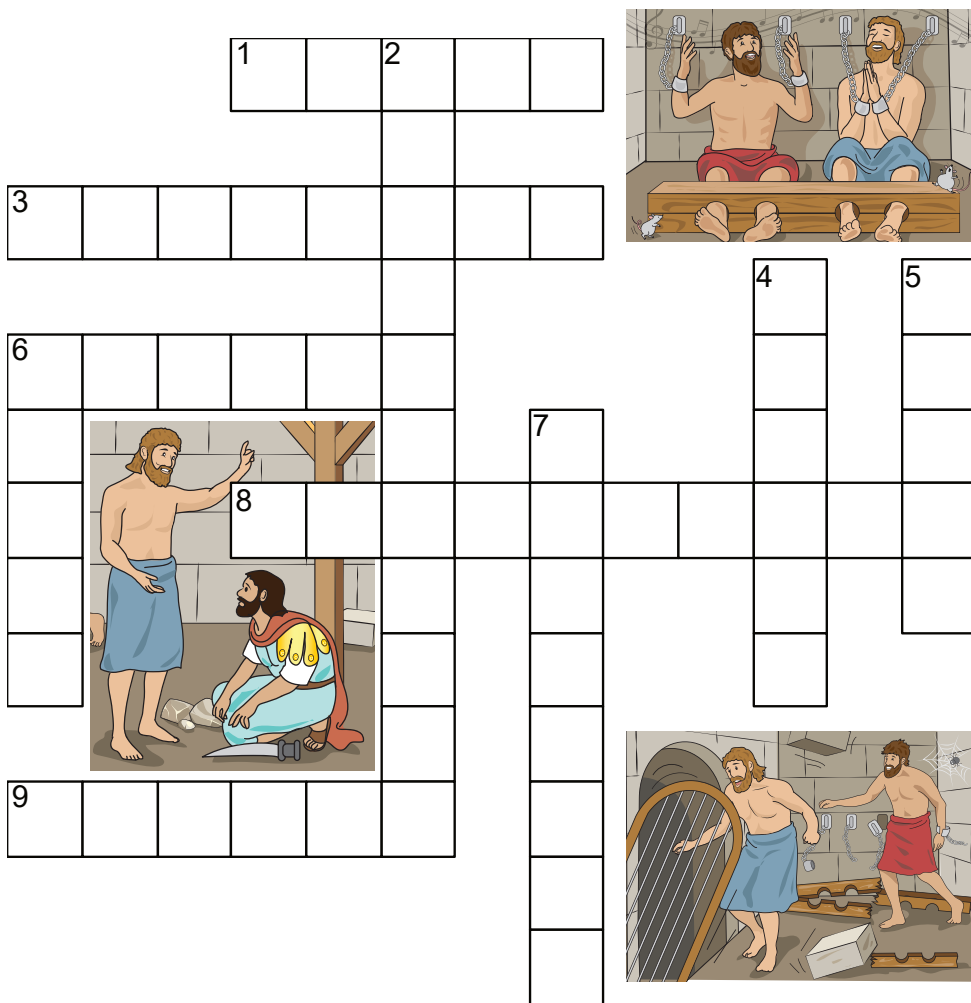
The magistrates came and apologised to them and let them go.

# Find 10 differences





# Paul and Silas Crossword



## WORDS

Philippi  
Stocks  
Inner  
Earthquake  
Magistrates  
Midnight  
Lights  
Roman  
Saved  
Escape

## ACROSS

- 1 Paul and Silas were \_\_\_\_\_ citizens.
- 3 Around what time of day were Paul and Silas praying and singing hymns?
- 6 What were they feet placed inside?
- 8 What natural event did God use to open the doors?
- 9 What did the jailer called for when he rushed into the prison?

## DOWN

- 2 Who did the female slave master's take Paul and Silas to see?
- 4 What did the Jailer think the prisoners had done?
- 5 Which part of the prison were Paul and Silas?
- 6 The Jailer asked, "Sirs, what must I do to be \_\_\_\_\_?"
- 7 Which city were Paul and Silas visiting?

# What did Paul tell the Jailer in Acts 16:31

Join the words in the correct order

**Believe** **Lord**  
**and the** **in**


**Jesus,** **you**

**Saved.** **will**  
**be**

**Acts 16:31**



How many mice are in the prison?



Which two mice are the same?





# Games and Activities

## Escape from jail

You will need: String or tape

Set up the strings to back and forth from object to object.

The strings should act as laser alarms,

The child should then try to 'get out of jail' without setting off the alarm.

See which child can get the furthest or escape the fastest.



## Guess the song?

Play some 5 – 10 second clips of well-known songs or hymn.

Ask your children if they know what song it is? You can give bonus points if they can sing part of the song.

Split children into teams to make it into a game.




## Jelly towers

Prepare a bowl of jelly (Jell-O) ready for this activity. Show how the jelly wobbles.

Give children mini marshmallows and toothpicks to create a structure that can withstand gentle shaking.

When they are finished, give the jelly a small shake and see if it falls. Explain how God used an earthquake to break the prison cell for Paul and Silas. Enjoy the jelly and marshmallows as a reward.






# Paul and Silas in Prison



## What you need:

Template pages,  
Colouring pencils,  
Scissors,  
Glue,  
(Optional) Craft knife.

## What to do:



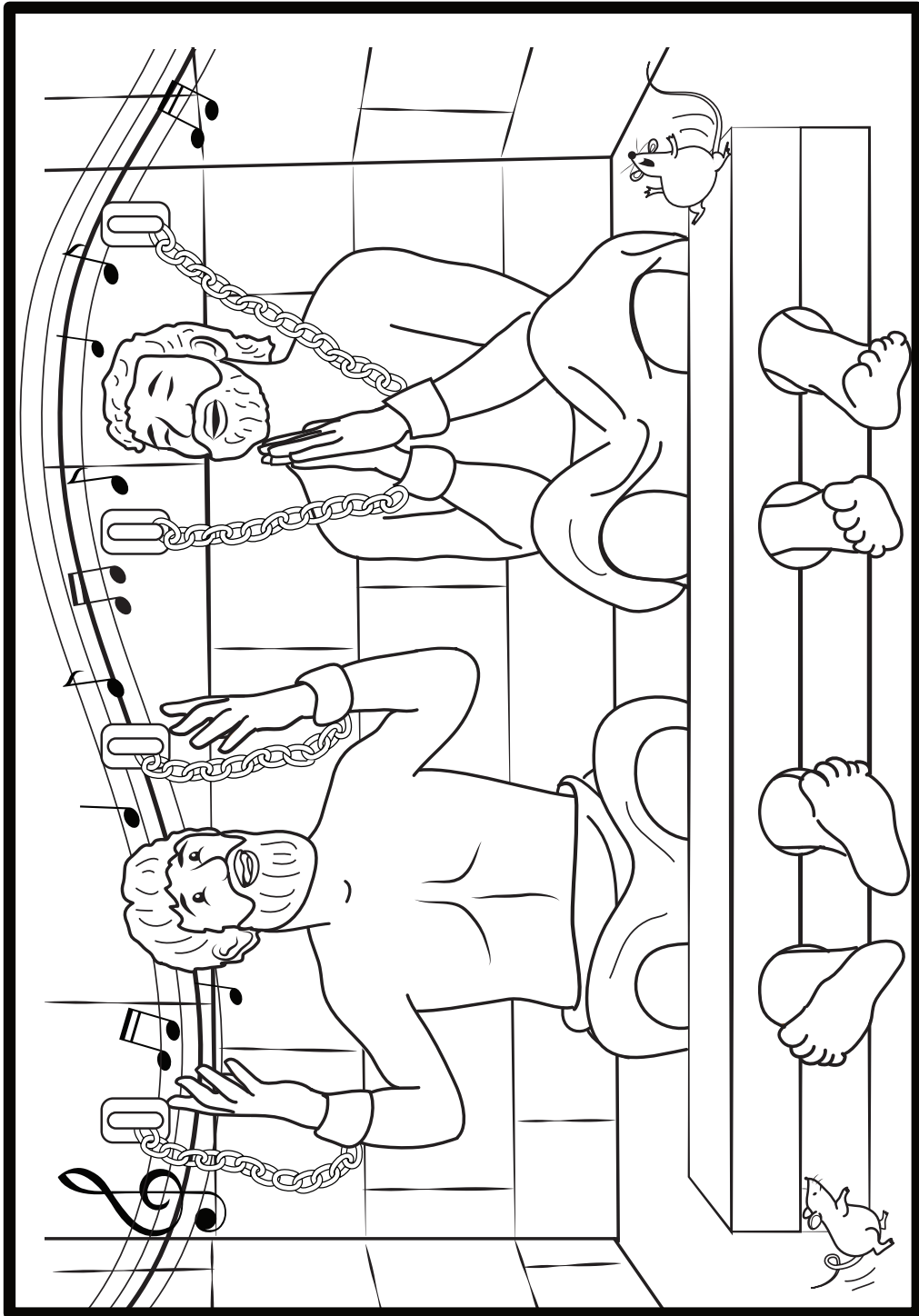
Colour both template pages.

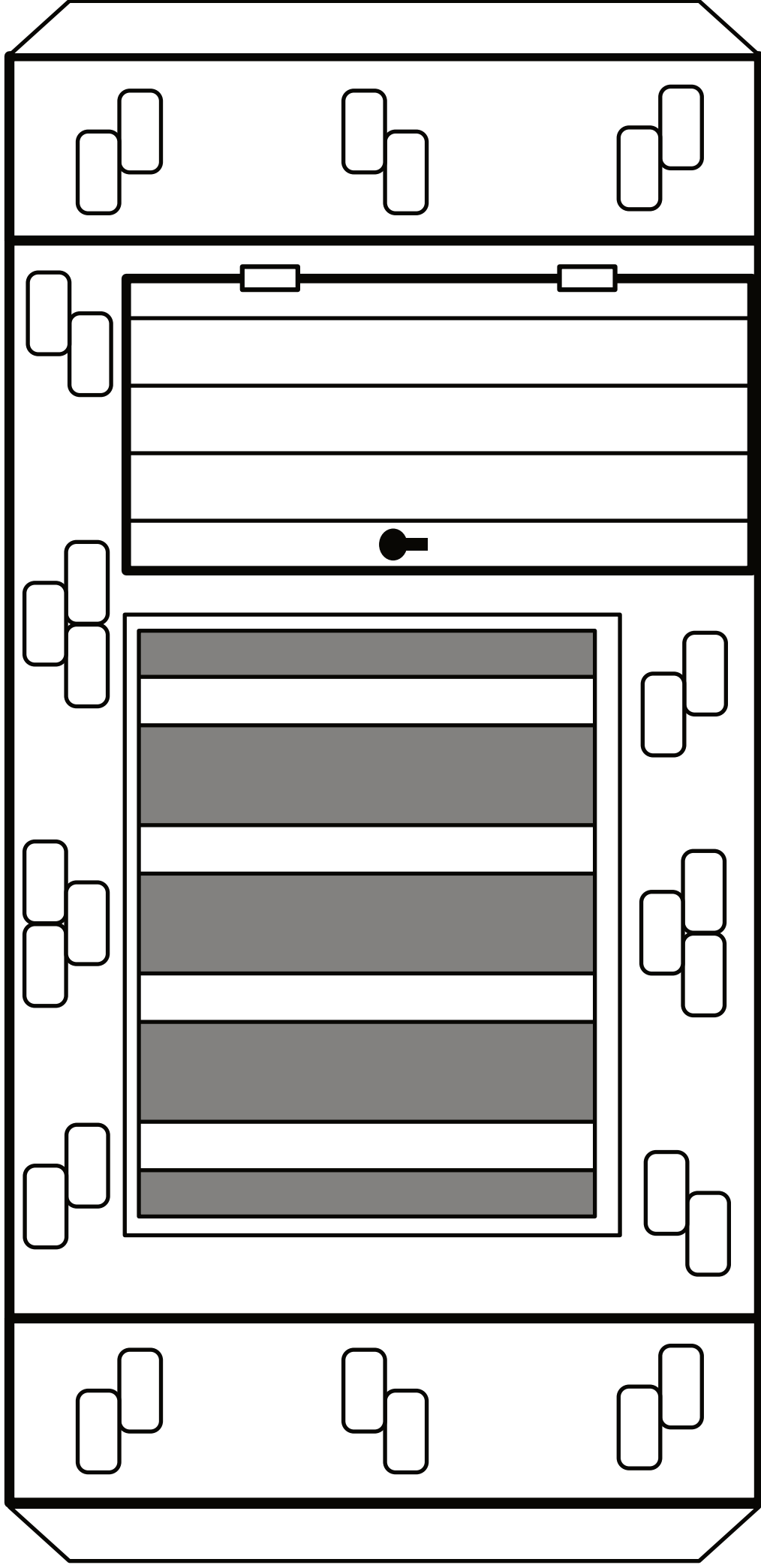


Cut around template.  
Adult: Cut out grey section  
in window with craft knife.



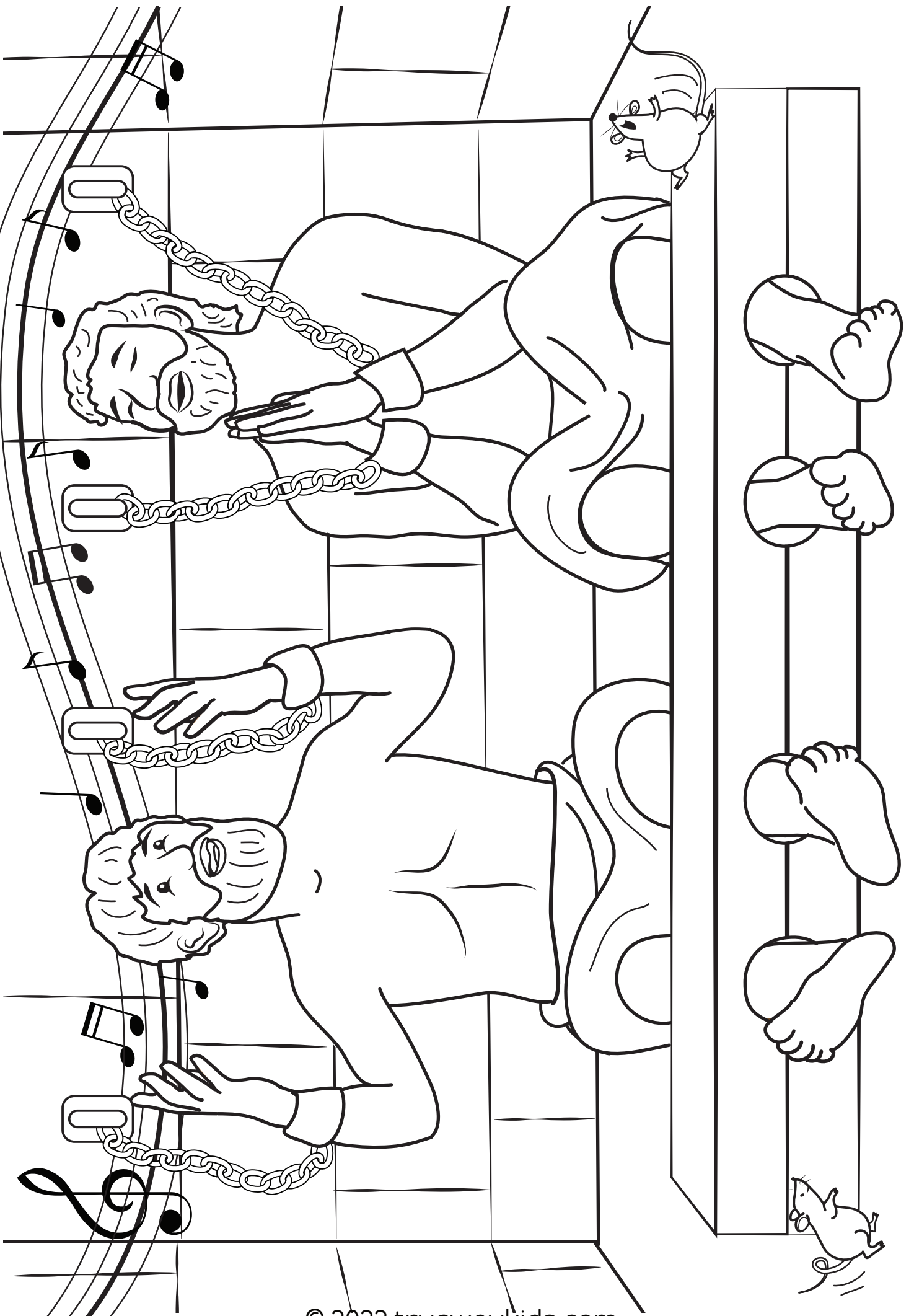
Fold front section and glue  
flaps to back of Paul and  
Silas image.





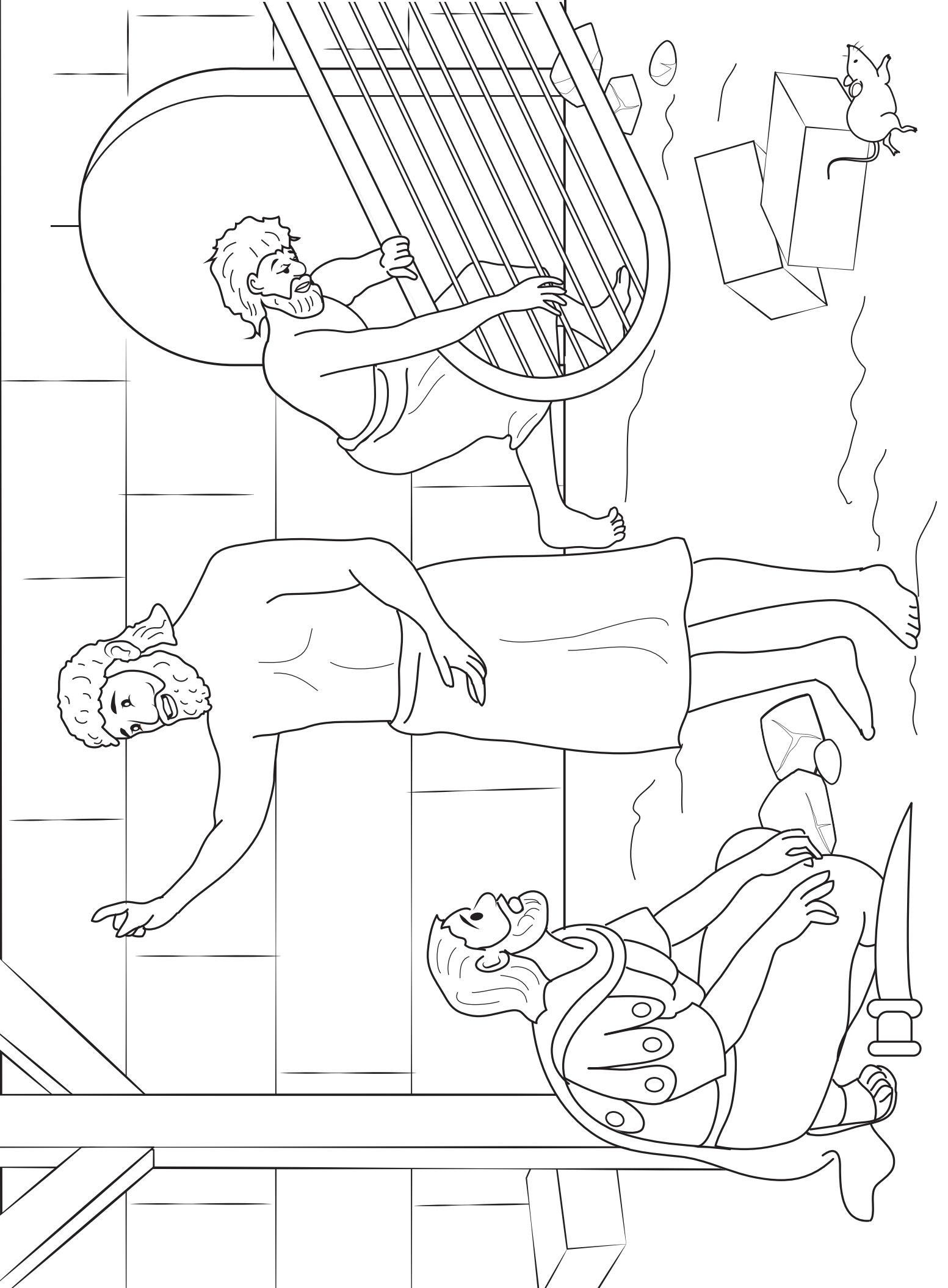












# Worship Time

Recommend worship songs. Not produced by Trueway Kids. YouTube Videos to be used for personal use only.

Kids Worship Motions: I'll Praise You

<https://youtu.be/dA2SPgiuddc>

Will Praise You No Matter

<https://youtu.be/iUyF8zeX030>

God Is Always Working

<https://youtu.be/JiaRAXhGS0U>



## Prayer

Pray and thank God that He is always with His children.

Ask Him to help you do the right thing even if others do not like it.

## Next Week

### Paul's Shipwreck

If you haven't already done so, sign up to receive future lesson by email.

[truewaykids.com/subscribe/](https://truewaykids.com/subscribe/)

