

# **Ns-2 MODULE FOR IEEE 802.22 STANDARD**

Galanopoulos Kon/nos

Spatharakis Fotios

Supervisor: Giannis F. Marias

THE IEEE 802.22 STANDARD AND THE MODULE  
DEVELOPED FOR NS2. ATTACK SCENARIOS SIMULATED IN  
NS2

# Presentation Contents

- 1.About IEEE 802.22**
- 2.Developing the 802.22 module for NS2**
- 3.Attack scenarios simulation**

**1.About IEEE 802.22**

**2.Developing the 802.22 module for NS2**

**3.Attack scenarios simulated**

## **ABOUT IEEE 802.22**

# Why IEEE started developing the 802.22 Standard(1/2)

- **May 2004:** According to a Notice of Proposed Rule Making unlicensed radios are allowed to operate in TV bands as long as they don't interfere with TV services.
- So in **November of 2004**, a novel wireless air interface for WRAN (Wireless Regional Area Networks) started being developed using spectrum allocated for TV services.
- **Why use TV bands?**
  - Due to their propagation characteristics
    - It is possible to cover extensive areas in LOS and NLOS conditions at lower power levels.
  - **In suburban and rural areas there is a lot of “whitespace” in this spectrum**

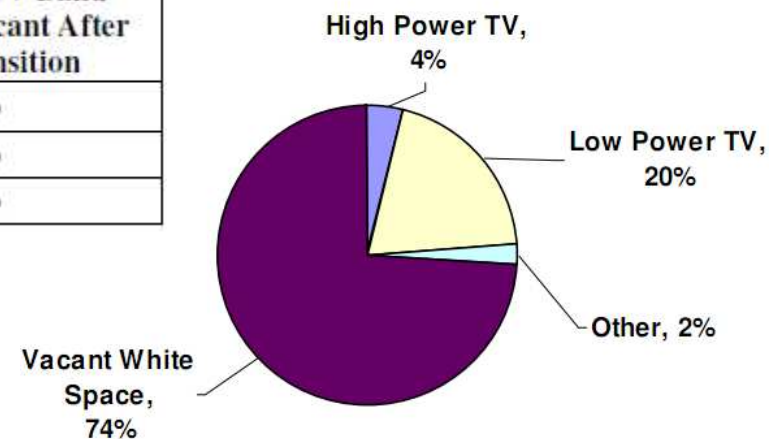
# Why IEEE started developing the 802.22 Standard(2/2)

- By using this protocol, suburban and rural areas can be provided with broadband/high speed internet access. This can be also used in developing countries, where these whitespaces are larger.
- Amount of whitespace will be great after the completion of DTV transition

Market	No. of Vacant Channels Between Chs. 2-51 After DTV Transition	Percent of TV Band Spectrum Vacant After DTV Transition
Fargo, North Dakota	41	82%
Dallas-Ft. Worth, Texas	20	40%
San Francisco, California	19	37%

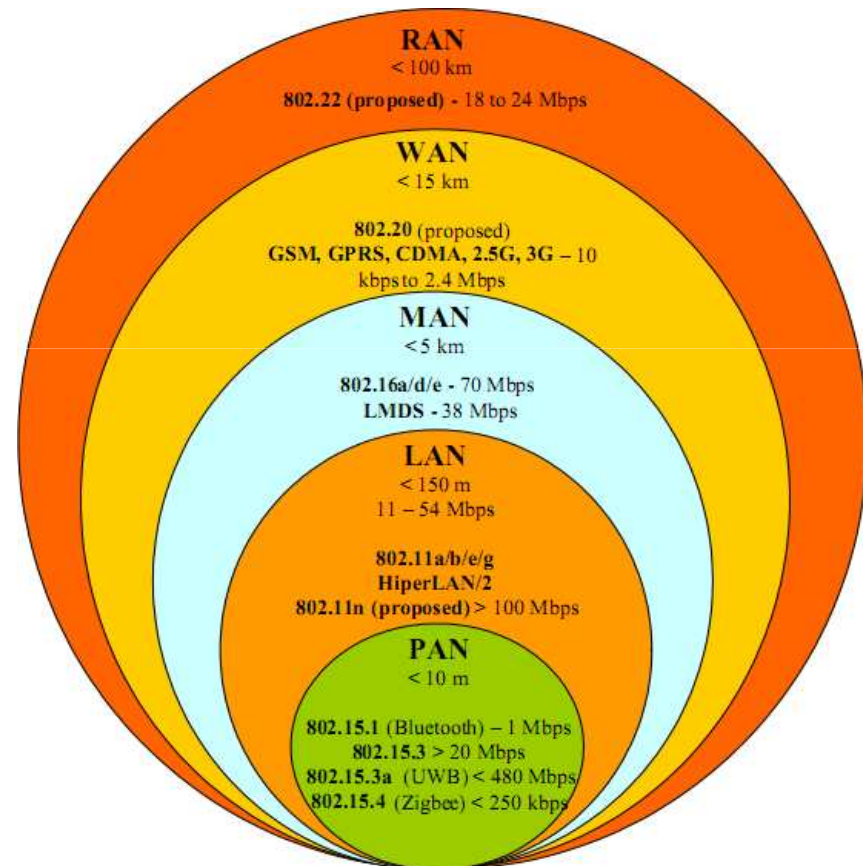
Source: New America Foundation and Free Press. Measuring the TV "White Space" Available for Unlicensed Wireless Broadband. 2007

Juneau TV Channels Post-DTV Transition



# IEEE 802.22 Characteristics

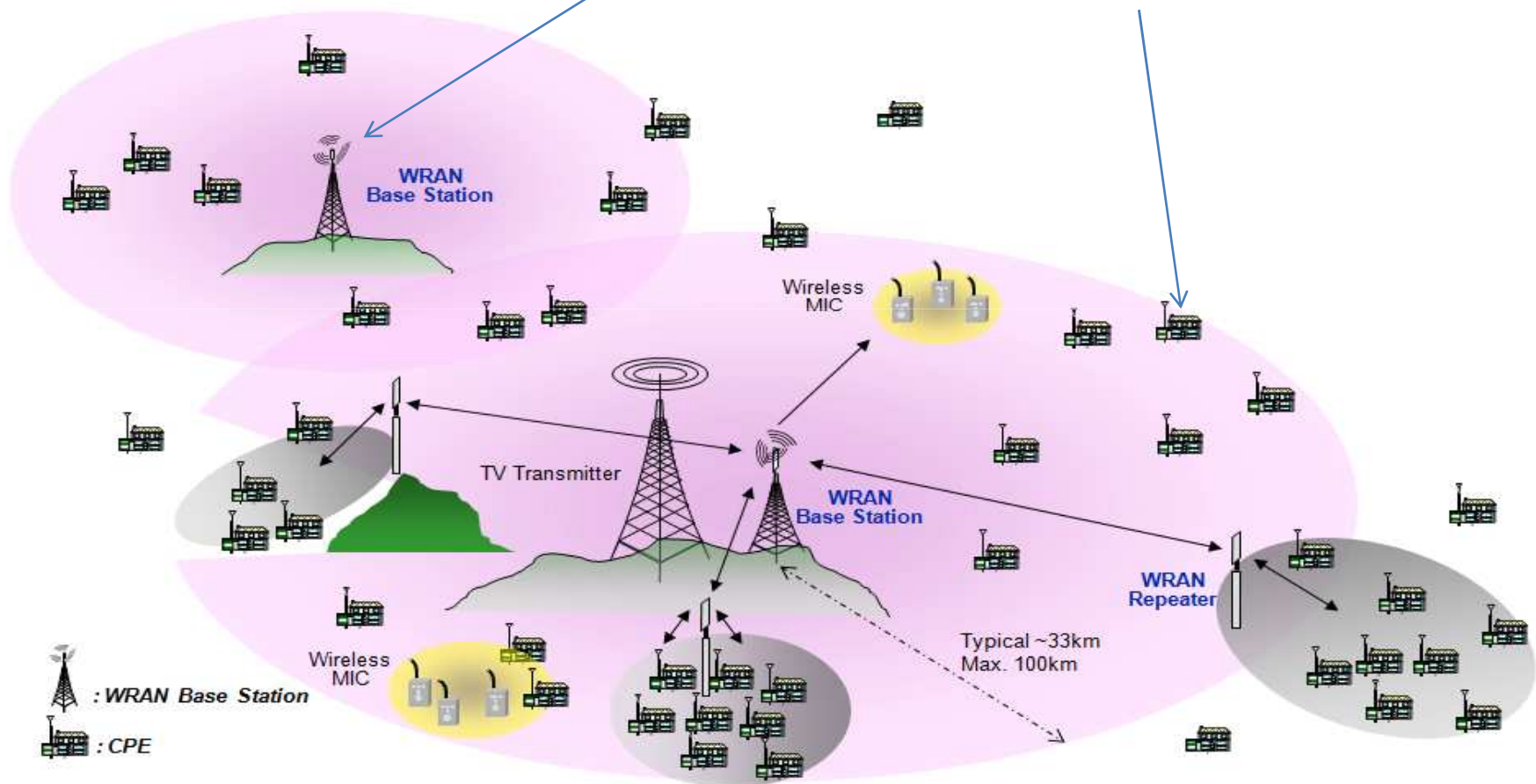
- Service Coverage: 33km– Up to 100km if power is not an issue.
- Use of TV channels of 6-8MHz bandwidth which provide a data rate of at least 18Mbps
- Main issue: Lack of interference with primary users.
  - That's why there are quiet periods, when sensing takes place.
- OFDMA modulation with channel bonding and multiple modulation schemes according to distance.
- MAC is based on 802.16 MAC



# 802.22 Entities

Controls all transmit parameters and network characteristics

Performs sensing of primary users under BS instructions



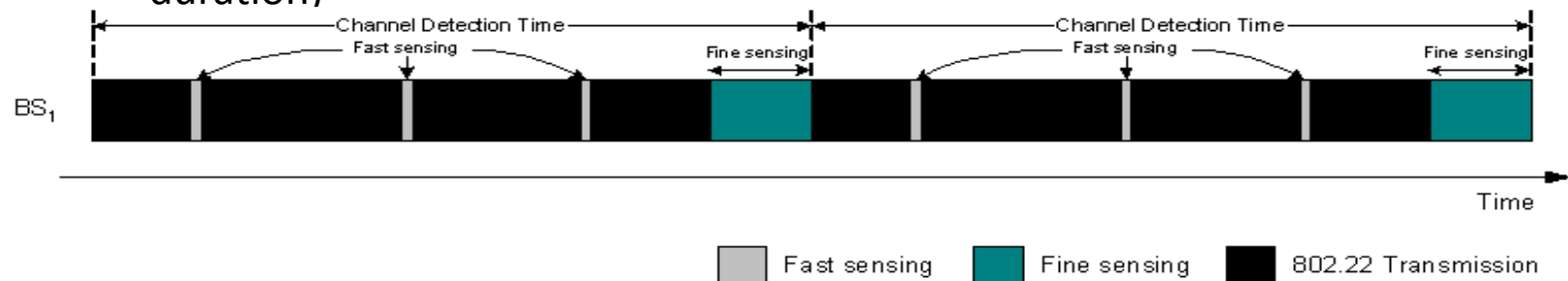


# Superframe



# Quiet Period Management for Sensing

- Sensing is a two-stage process
  - Stage 1: Fast sensing (1 ms duration)
  - Stage 2: **Only if needed**, perform fine sensing (more detailed sensing – 25 ms duration)



- Fast sensing is performed in-band only
- If something is detected during the fast sensing stage, BS determines the begin of the fine sensing stage
- If a particular signature of a transmitted signal is detected during fine sensing, a BS performs an out-of-band sensing (detects an empty channel to continue transmission)

1.About IEEE 802.22

**2.Developing the 802.22 module for NS2**

3.Attack scenarios simulation

## **DEVELOPING THE 802.22 MODULE FOR NS2**

# Development process for 802.22 module for ns-2

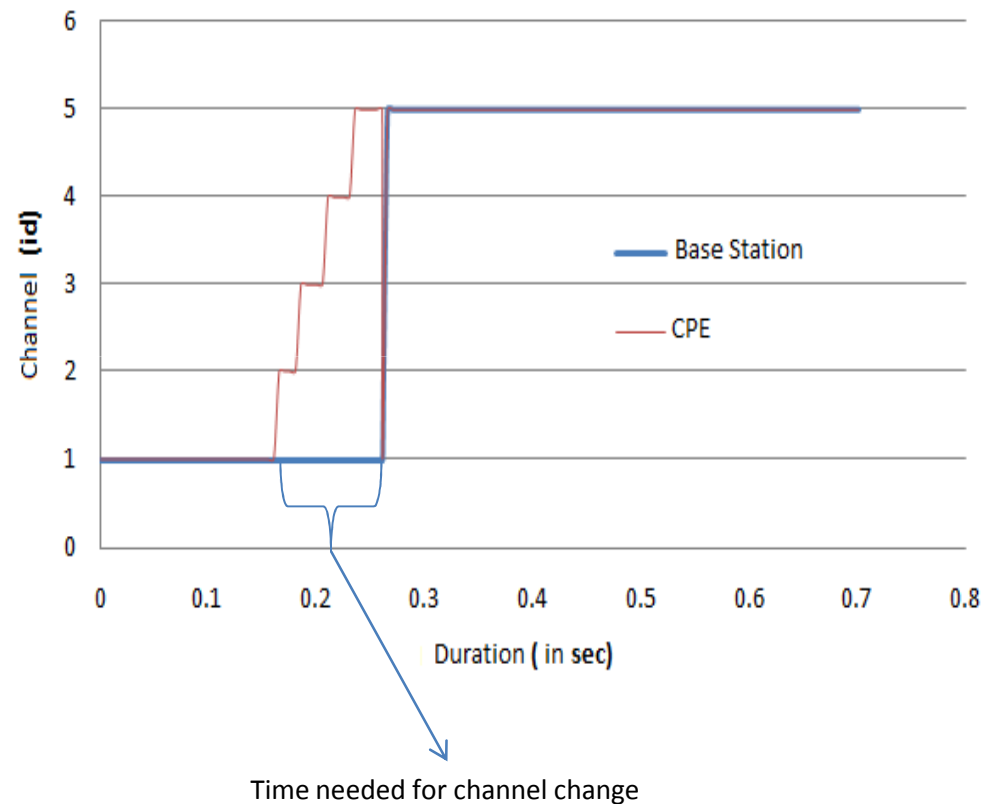
- **There is no module published/known for ns-2 for 802.22**
- There are a lot of similarities between 802.16 and 802.22
  - Develop the 802.22 module by extending an existing and simplified 802.16 module.
- We also studied two more 802.11 modules:
  - The one enhanced in ns2-34 in order to understand the development process and one developed by NIST.

# Module functionality

- OFDMA parameters according to 802.22
- MAC level of 802.22
- Three types of sensing:
  - Simple sensing (Algorithm A)
  - In-frame sensing (Algorithm B)
  - Adaptive sensing (Algorithm C)
- Inter-cell channel sharing
- Synchronization

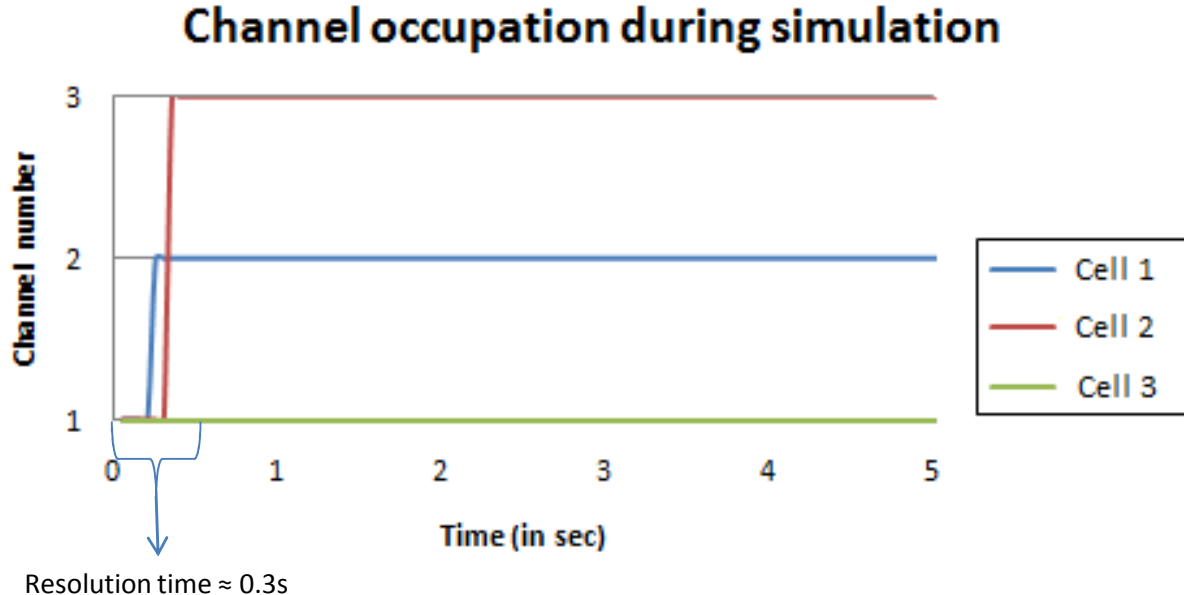
# Interference avoidance

- Cell initiates channel scanning process in order to switch to a vacant channel
  - BS send SCANREQ message to a CPE which will search the spectrum serially.
  - CPE informs the cell about the presence of an unused channel to switch to.



# Interference avoidance among multiple cells

- Providing that:
  - There are enough unused channels
  - There are multiple cells using the same channel in a specific area each cell switches to an unused channel.
- Cells must be coordinated about the channel change process.



# Overhead of fast sensing in network's transmission data rate (1/3)

- Considering:

- $T_{\text{sense}}$  : duration of fast sensing
- $T_{\text{frame}}$  : duration of frame

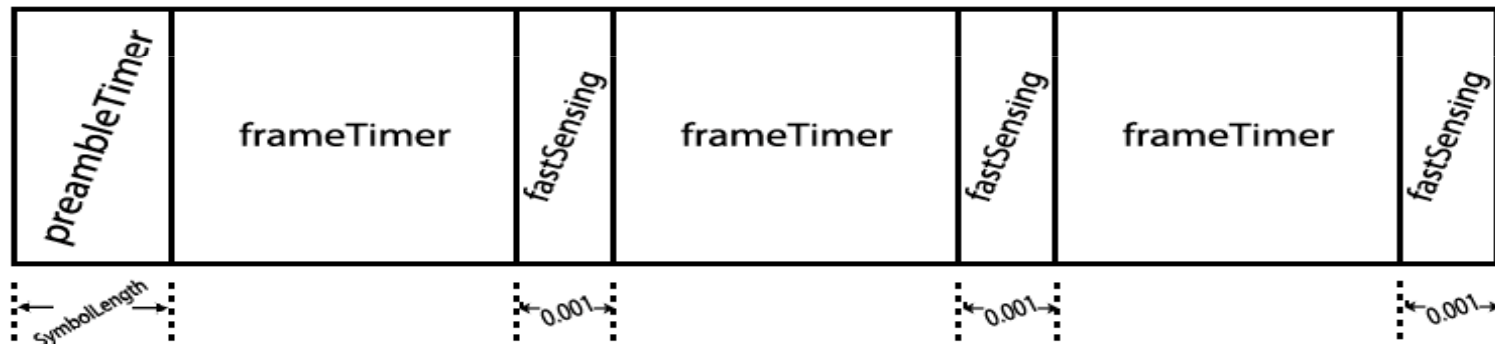
Then transmission efficiency can be computed as:

$$a = \frac{T_{\text{frame}}}{T_{\text{frame}} + T_{\text{sense}}}$$



# Overhead of fast sensing in network's transmission data rate (2/3)

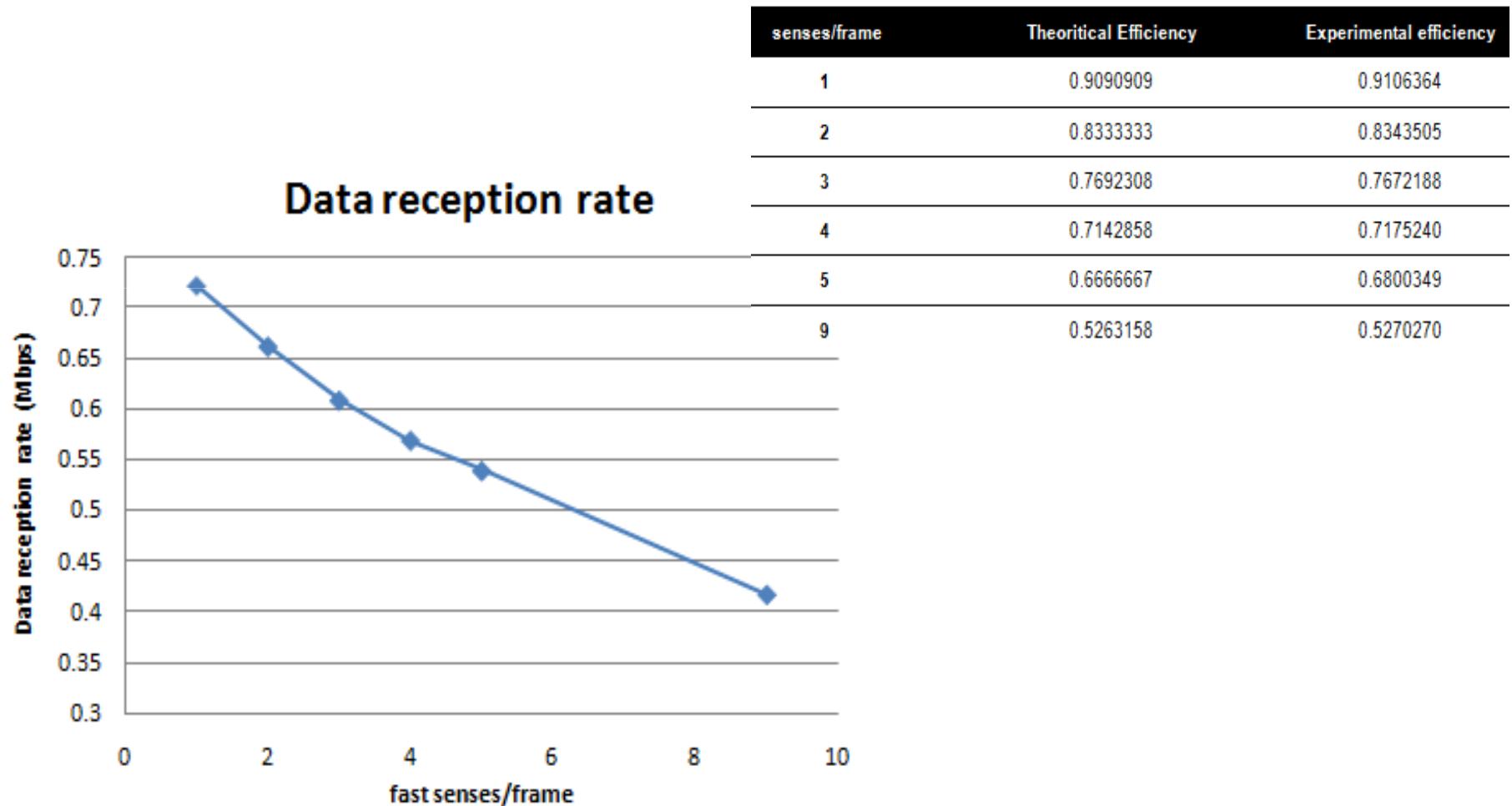
- However multiple fast senses can also be performed in each frame
- Frame is split to multiple parts



- Transmission efficiency (considering k senses/frame)

$$a = \frac{T_{FRAME}}{T_{FRAME} + k T_{SENSE}}$$

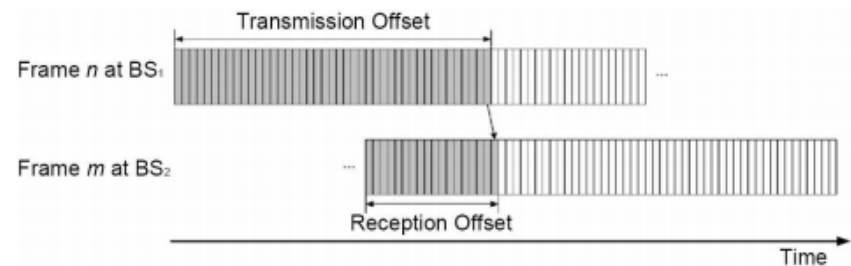
# Overhead of fast sensing in network's transmission data rate (3/3)



senses/frame	Theoretical Efficiency	Experimental efficiency
1	0.9090909	0.9106364
2	0.8333333	0.8343505
3	0.7692308	0.7672188
4	0.7142858	0.7175240
5	0.6666667	0.6800349
9	0.5263158	0.5270270

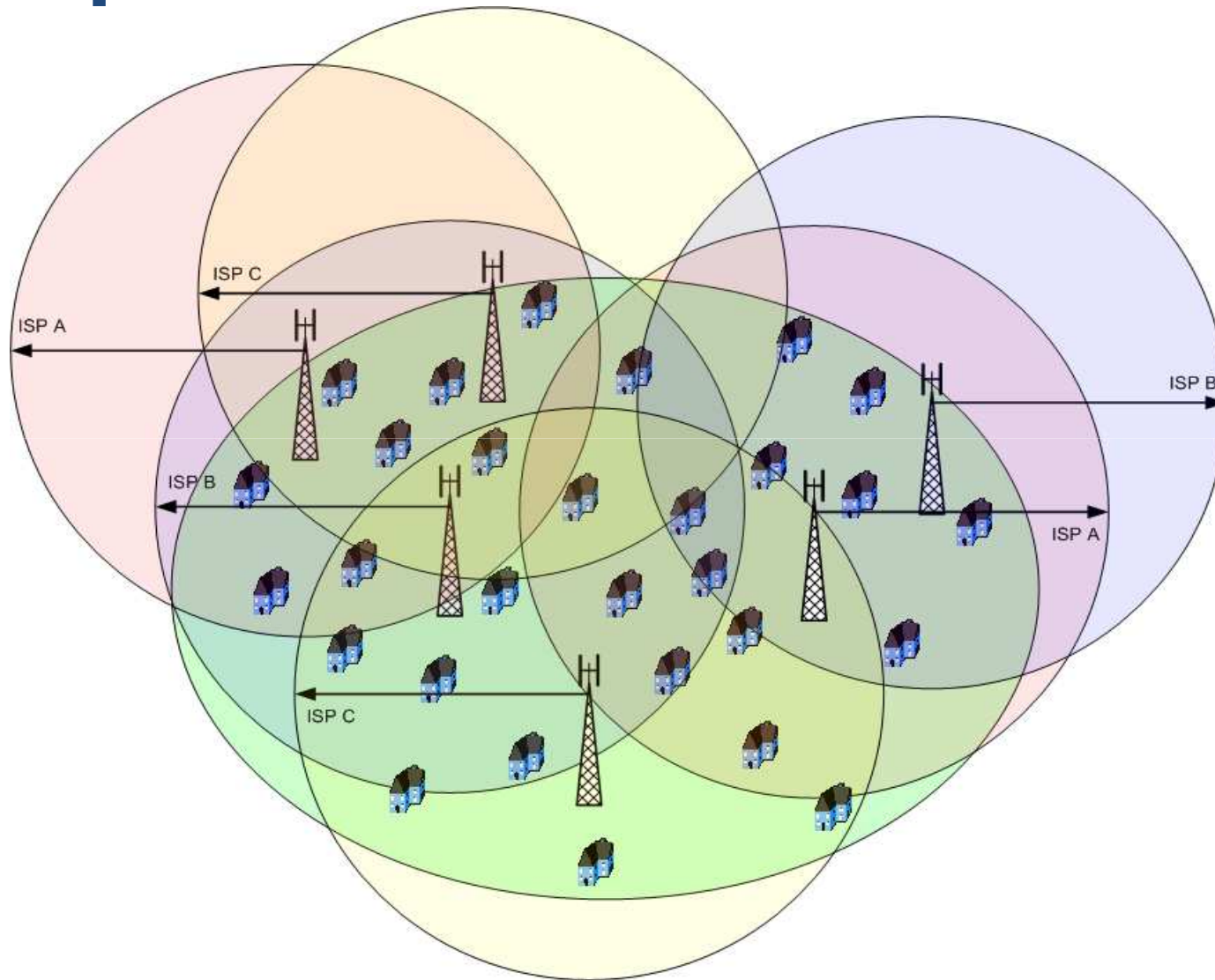
# 802.22 Inter-Cell Synchronization

- Synchronization of QPs for better detection of primary users with inter-cell beacons
  - E.g. two overlapping BSs,  $BS_1$  and  $BS_2$ .  $BS_1$  sends an inter-cell beacon to  $BS_2$ .  $BS_2$  tries to slides frames with the following rule:
    - If  $(FDC - O_{Tx} + O_{Rx} \leq \text{ceil}(FDC/2))$ , slide frames right by  $FDC - O_{Tx} + O_{Rx}$
    - Else slide frames left by  $(O_{Tx} - O_{Rx})$ .
    - FDC: Frame Duration Code (time duration)



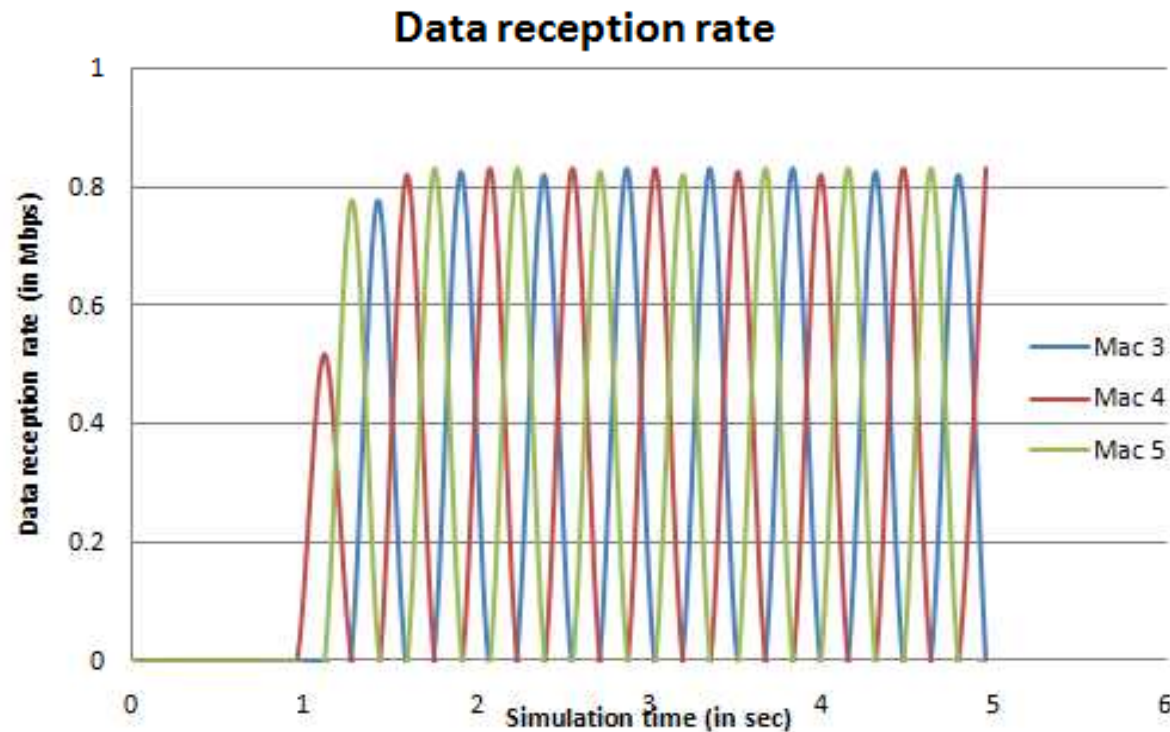
Source: Bian, K. and Park, J. 2008. Security vulnerabilities in IEEE 802.22.

# Importance of self-coexistence



# Channel sharing simulation (1/2)

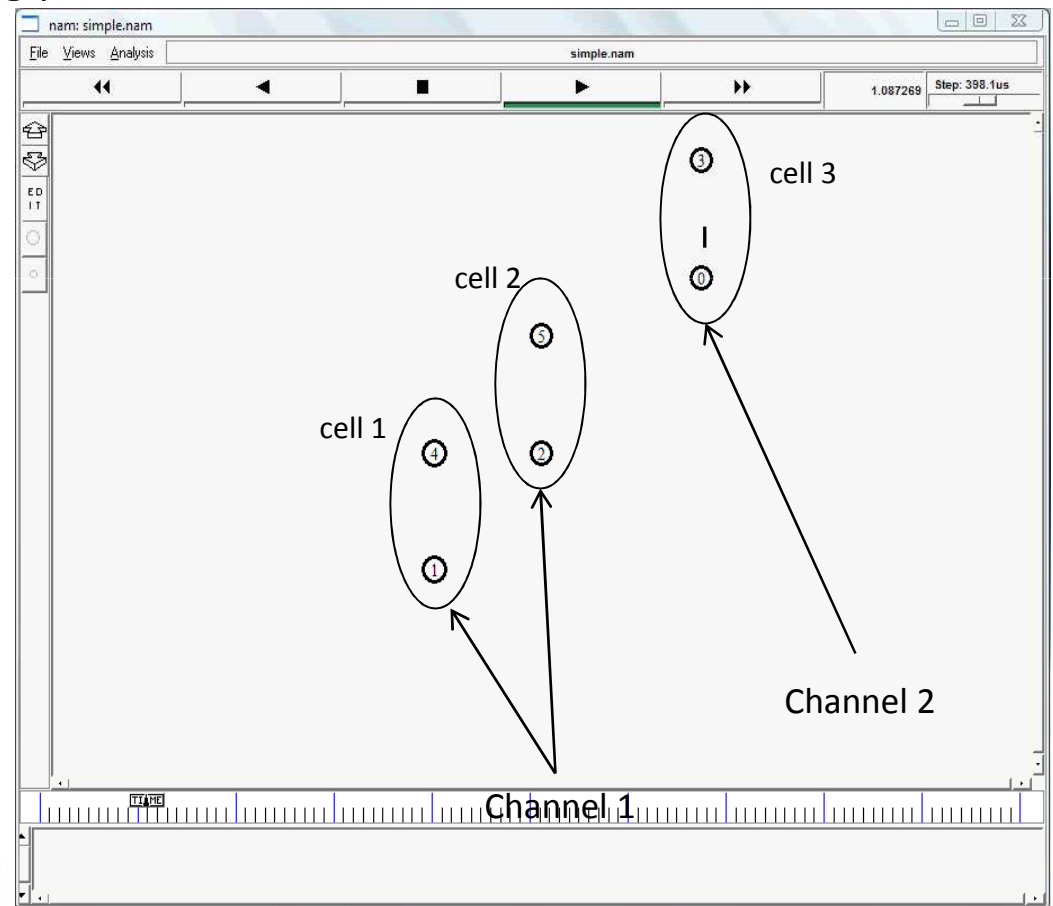
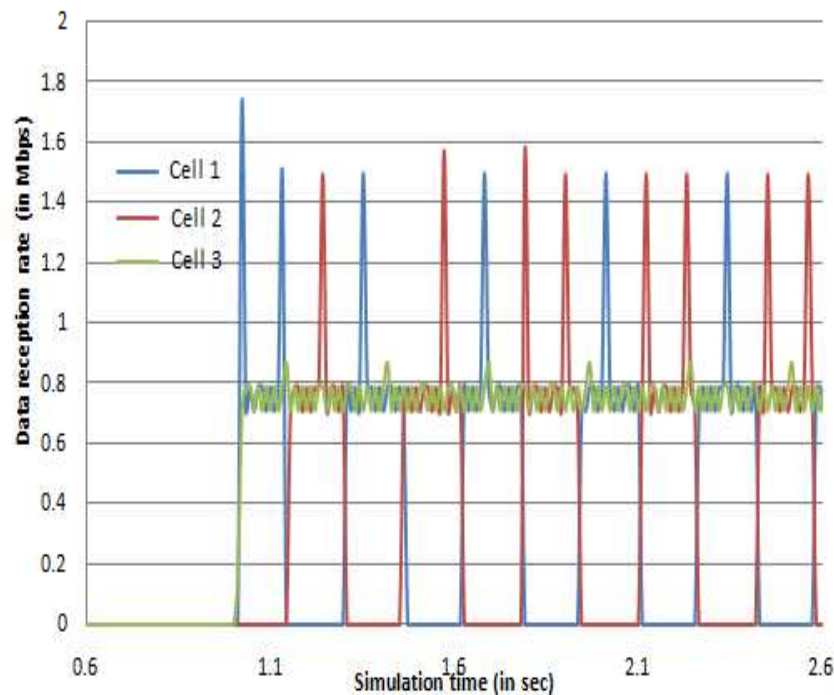
- If all available channels are used and overlapping cells cause low SIR to each other.
- In this case, synchronized cells can decide to share the same channel.
- Simulation scenario: Three cells in the same channel



# Channel sharing simulation (2/2)

If CPE finds out that there are no channels available, it changes back to original one and triggers the channel sharing process

Channel 1: 2 cells (channel sharing)  
Channel 2: 1 cell (exclusive use)



- 1.About IEEE 802.22
- 2.Developing the 802.22 module for NS2
- 3.Attack scenarios simulation**

## **ATTACK SCENARIOS SIMULATION**

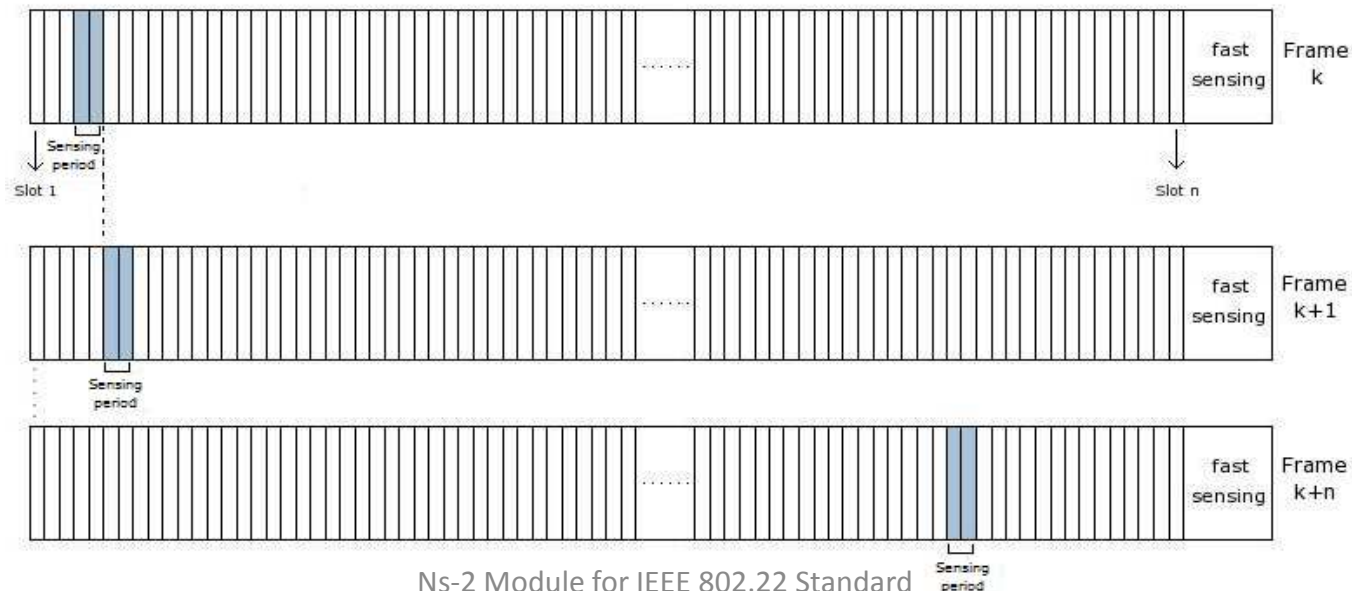
# Sensing vulnerabilities

- 802.22 is not immune to attacks
- An attacker is possible to predict quiet periods and avoid sending spurious packets
- Cell loses data in constant rate without detecting the attack
- Two countermeasures are proposed
  - In-frame sensing
  - Adaptive sensing



# In-frame sensing (Algorithm B)

- In case of a collision:
  - Cell stops transmissions for a number of slots without changing the frame length.
  - At these slots all CPEs perform fast sensing
  - If a CPE detects energy then fine sensing is performed.
  - Sensing slots vary in time



# Adaptive sensing (Algorithm C)

- In case of a collision:
  - All idle CPEs perform fine sensing at the slots collision occurred
  - Attacker must be detected from all CPEs performing the sensing.
  - After detection cell begins the channel change process.
- Energy consumption is an important factor.
  - Sensing cannot be performed in infinite time
  - Energy loss due to sensing shouldn't override energy loss caused by interference.

# Sensing energy cost (1/2)

- Energy loss caused by interference:

$$aP_{RC} + 2(k-1)aP_{RC} = (2k-1)aP_{RC}$$

- $k$ : interference duration in frames
- $P_{RC}$ : Reception energy/slot
- $a$ : # of slots collided

- Energy loss caused by sensing

$$(2\lambda + 1)aP_{RC} + n\lambda(aP_{RC} + P_{RT})$$

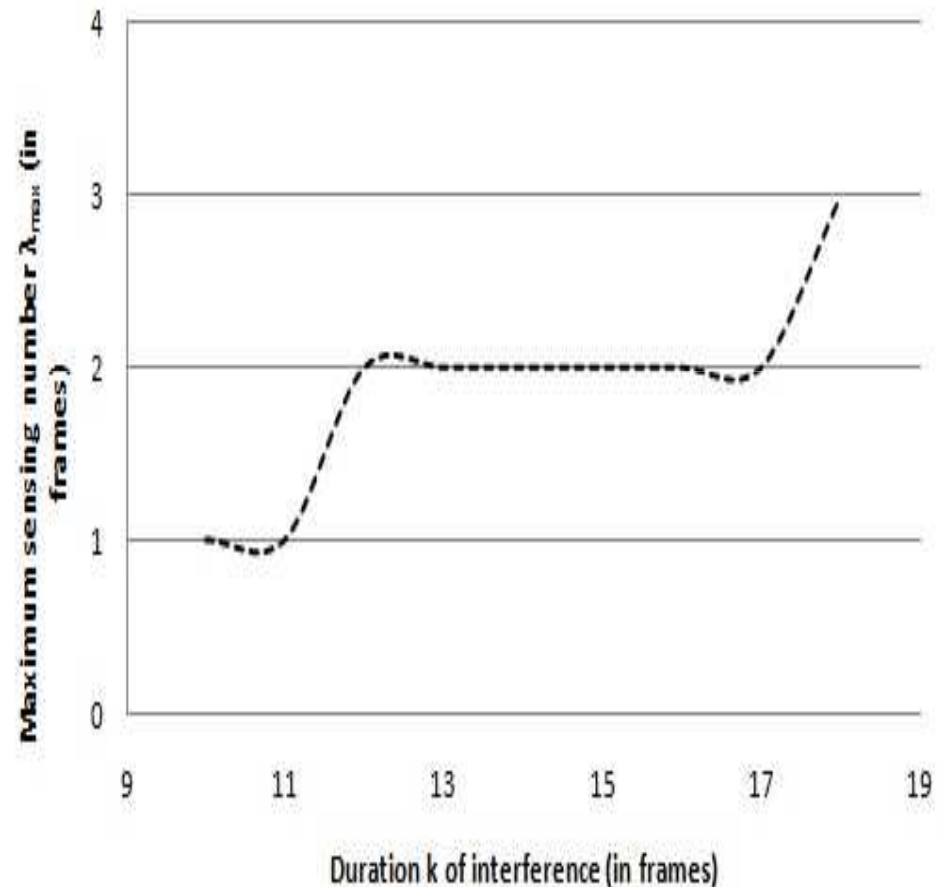
- $\lambda$ : frames where sensing takes place
- $P_{RT}$ : Reporting energy/frame

# Sensing energy cost (2/2)

- Sensing should take place up to a level of  $\lambda$  frames:

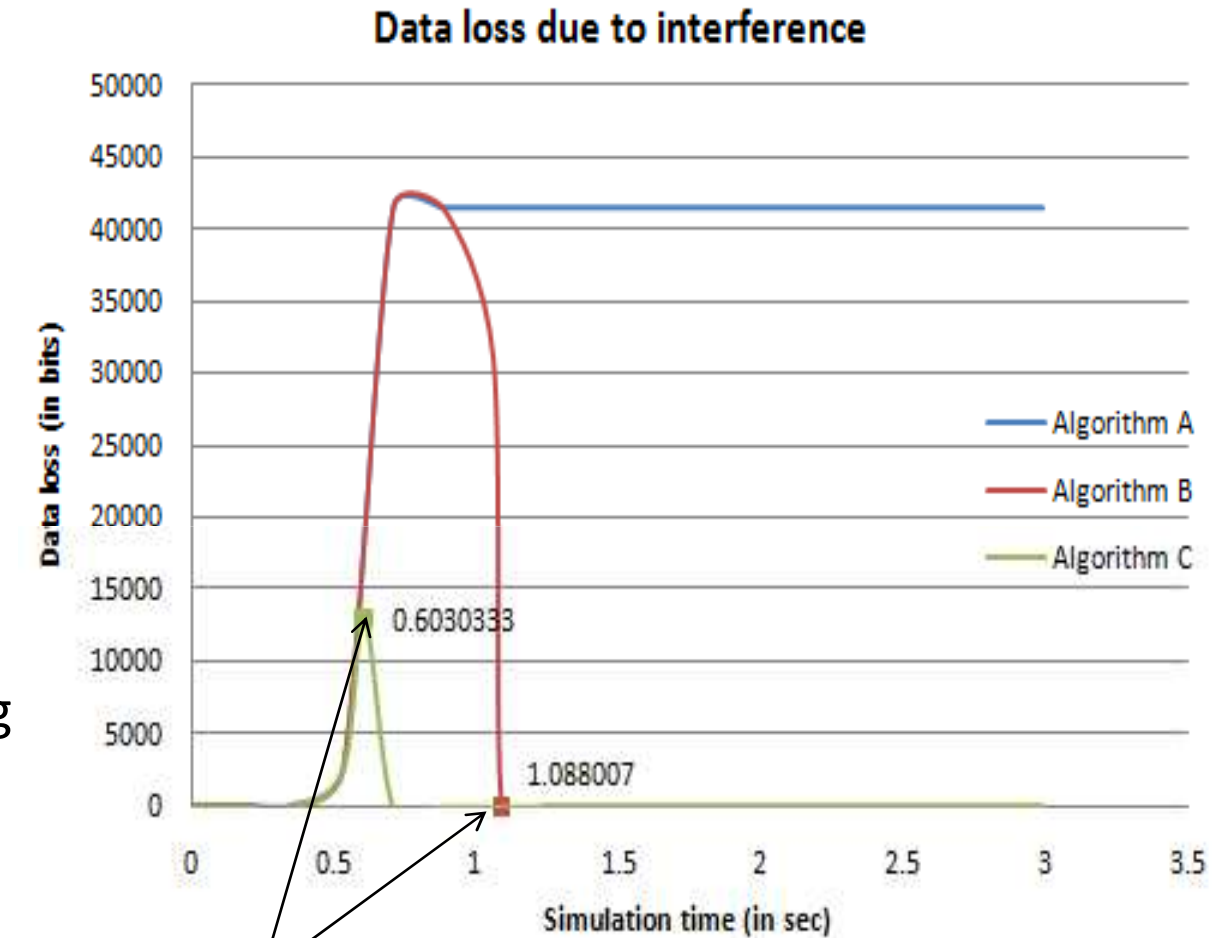
$$\lambda < \frac{(2k - 2)a}{a(2 + n) + ni}$$

- $n$ : # of CPEs which perform sensing
- For the graph at the right assume:
  - $n = 3$  CPEs
  - $a = 1$  slot/frame
  - $i = 2$  ( $P_{RT} = 2P_{RC}$ )



## Simulation scenarios (1/2)

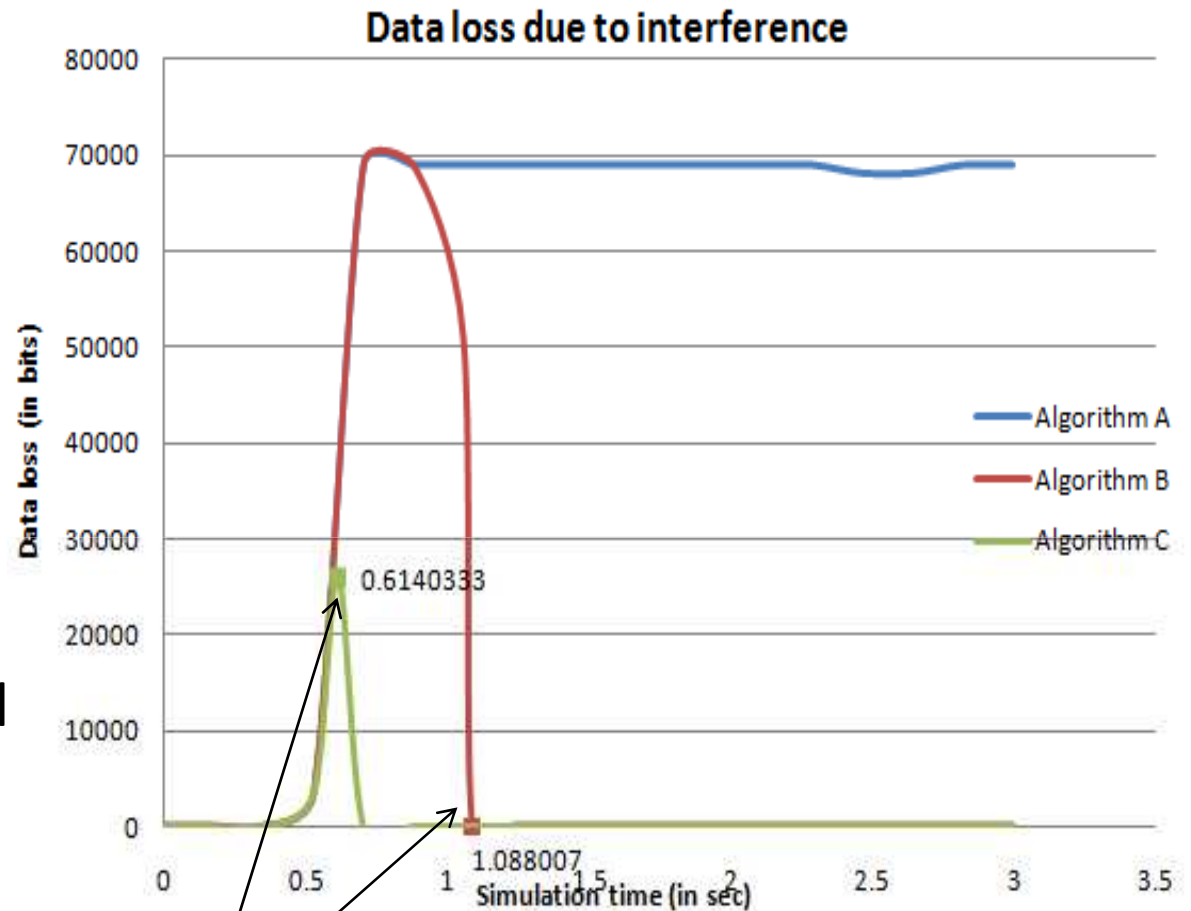
- Cell with one BS and 3 CPEs
- Attacker causes interference to the cell by sending packets in 3 contiguous slots
- Attacker avoids sending packets during fast sensing
- Victim: 1 CPE.



cell switches to a new channel

## Simulation scenarios (2/2)

- Same concept as before
- Cell with one BS and 3 CPEs
- Attacker causes interference to the cell by sending packets in 5 random slots
- Victim: 2 CPEs.



cell switches to a new channel

# Future Work

- Enhancements after standardization
- More types of sensing, including trust models
- Improve scheduling mechanisms in order to reward CPEs that perform sensing
- Improve channel sharing scheduling